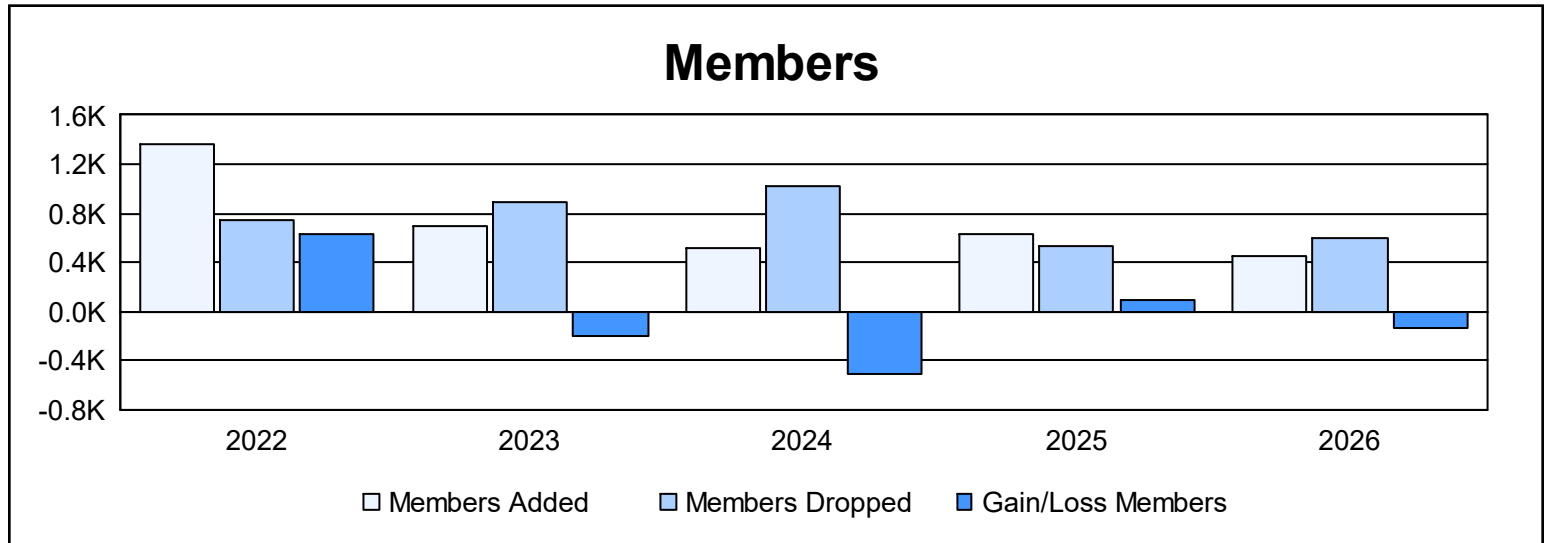
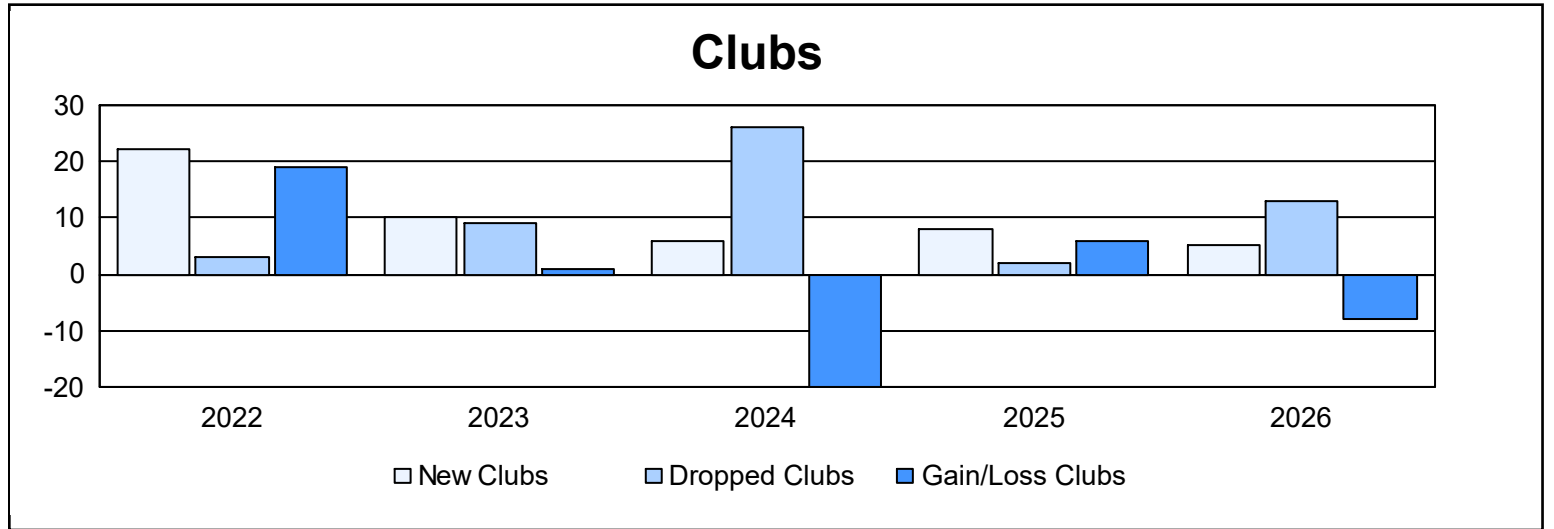


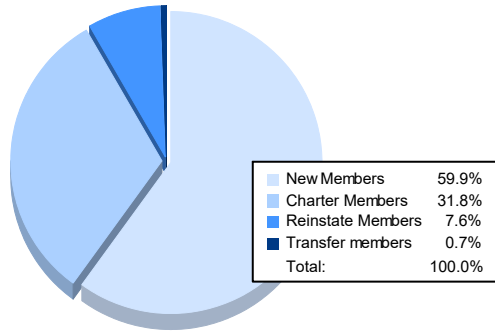
Multiple District R

As of March 2026 Cumulative

Year	New Clubs	Dropped Clubs	Gain/ Loss Clubs	New Members	Charter Members	Reinstate Members	Transfer Members	Total Member Added	Total Members Dropped	Gain/ Loss Members
2021-2022	22	3	19	696	622	41	1	1,360	737	623
2022-2023	10	9	1	310	327	45	6	688	893	-205
2023-2024	6	26	-20	300	152	50	10	512	1,019	-507
2024-2025	8	2	6	352	189	78	16	635	540	95
2025-2026	5	13	-8	275	146	35	3	459	590	-131
Average	10	11	0	387	287	50	7	731	756	-25



Membership Composition March 2026 Cumulative



Gender Composition March 2026 Cumulative

